

# Detailed Investigation of Persistence Technique for Microgrid Load and Renewable Energy Forecasting

Malik Yasir Shamim<sup>1</sup>, and Krishna Tomar<sup>2</sup>

<sup>1</sup>M. Tech Scholar, Department of Electrical Engineering, RIMT University, Mandi Gobindgarh, Punjab, India

<sup>2</sup>Assistant Professor, Department of Electrical Engineering, RIMT University, Mandi Gobindgarh, Punjab, India

Copyright © 2022 Made to Malik Yasir Shamim et al. This is an open-access article distributed under the Creative Commons Attribution License, which permits unrestricted use, distribution, and reproduction in any medium, provided the original work is properly cited.

**ABSTRACT-** A micro-grid system, whether linked to the utility grid or self-contained, often comprises of a combination of renewable and non-renewable production, controllable or non-controllable loads, and Energy Storage Systems (ESSs) such as batteries or flywheels. To estimate how much power is used from controlled resources such as ESS, diesel generators, micro-turbines, or gas turbines, we must first identify how much demand exists or how much renewable energy sources provide, which is performed by forecasting techniques. Due to the intermittent nature of renewable resources such as wind energy or solar energy, precise forecasting of wind power or solar power is challenging. These projections are heavily reliant on weather predictions. It is obvious that forecasting any data based on forecasting other factors would result in increased inaccuracy, even if the relationship between the inputs and outputs could be predicted using regression methods. As a result, this research demonstrates a method for producing short-term forecast results using historical power data rather than numerical weather projections. Forecasting power generation from renewable energy sources (RESS) has become critical in micro-grid applications to improve asset scheduling and dispatching.

**KEYWORDS-** Micro-grid, renewable energy, power forecasting, forecasting algorithms, MATLAB

## I. INTRODUCTION

In today's society, renewable energy is becoming more and more significant [1]. The continual advancements made in the field of renewable energy have succeeded throughout time [1]. The main function of a forecasting algorithm in a micro-grid is to predict the demand of the loads in the micro-grid network or the power generated by renewable energy connected to the network for the near future [2]. This is necessary for determining how much power is utilized from the controllable resources such as Energy Storage Systems (ESS), diesel generators, micro-turbines or gas turbines [2]. In other words, the optimization algorithm of the micro-grid EMS utilizes the load and renewable energy forecasts to schedule in advance the power generated by distributed generators (DGs) or charged/discharged by storage devices, in an optimal manner [2]. A high penetration of renewable energy might result in a country's greenhouse gas emissions and dependence on petroleum being reduced. This necessitates the use of an optimal renewable energy integration model. A hybrid renewable energy system

(HRES) is a model that integrates renewable energy generation and load [3]. As a result, this model will be dependent on the availability of renewable energy resources in a given geographical region as well as local demand. There are several approaches of integrating renewable energy into an electrical infrastructure. Because of their self-contained character, islanded models without a grid link are being created in rural locations [3]. Solar and wind energy are typically employed as the major energy sources in these hybrid renewable energy systems, with a diesel generator serving as a backup supply. The integration model for renewable energy should be accurately designed. The goal of building a micro-grid is to provide high electric power in a sustainable manner. The interconnection of multiple AC and DC micro grid systems can aid in the growth of smart grid technology. Micro-grids have recently improved in quality and performance by integrating a battery energy supply. A micro-grid system is a concept that combines Distributed Energy Resources (DER) to construct a self-contained electric infrastructure. In general, DER in many conventional forms, like as diesel generators, is present in micro grids. Our micro-grid design combines renewable energy resources, resulting in greener energy generation.

## II. LITERATURE REVIEW

This section gives us idea about the previous work done on the selected topic and covers survey of research and review papers. The papers selected for this work are described below:

Velmurugan et al [1] the exploration paper entitled "Hybrid Renewable Energy Based Micro Grid" portrays the after effect of non-renewable energy sources on the world warming. The paper characterizes the significance of micro-grid partner degree could be an origination that coordinates the DER (Distributed Energy Resources) to build up an independent electrical foundation. This paper introduces the significance of the preparing of hybrid sustainable power source based generally little grid as a promising side inside the route forward for power frameworks. With this aim the little grid configuration is implied comprising of high infiltration of dispersed generators associated with the grid through sensible force electronic based for the most part gadgets, nearby the incorporation of correspondence strategies, power stockpiling frameworks.

Dutta et al [2] the research paper titled "Load and Renewable Energy Forecasting for a Micro-grid using Persistence Technique" describes A micro-grid system,

be it connected to the utility grid or an independent system, usually consists of a mix of generation - renewable and non-renewable; loads - controllable or non-controllable and Energy Storage Systems (ESSs) such as batteries or flywheels. In order to determine how much power is utilized from the controllable resources such as ESS, diesel generators, micro-turbines or gas turbines, we first need to determine how much the demand is or how much the renewable energy sources are generating is which is accomplished using forecasting techniques.

Tiwari and Goel [3] the exploration paper entitled "Plan and controlling Micro-Grid fed by Renewable Energy Generating Sources" portray the administration of a micro-grid at a secluded area took care of from wind and solar based for the most part hybrid vitality sources. DMG machine is sent for wind vitality change that might be a doubly taken care of enlistment generator. A solar electrical marvel (PV) cluster is utilized to change over elective vitality, that is depleted at the normal DC transport of DFIG utilizing a DC-DC help gadget in a cost compelling method and along these lines the voltage and recurrence are overseen through a back handed vector control of the converter, which is joined with drop attributes. The framework furthermore works without wind age supply. The framework might be a hybrid thought bolstered solar and wind and is planned for complete programmed activity taking idea of all the reasonable conditions.

Praveen Tiwari et al [4] the exploration paper entitled "A Review on Micro-Grid Based on Hybrid Renewable Energy Sources in South-Asian Perspective" depicts that the rural jolt is an essential live for brief and property development of the creating countries. Giving power access to outrageous remote regions might be a troublesome undertaking for dispersion utilities. Little grids with sustainable power source basically based circulated age exploitation locally offered vitality assets could likewise be one among the viable arrangements. This paper shows an examination on late advancements in little grid with the Hybrid Renewable Energy System (HRES).

Wagh et al [5] the paper entitled "The Hybrid Solar and Wind Power Extraction for Domestic Purposes: A Review" Describes the interest for power is expanding step by step, which can't be met with the fulfilled level without non-sustainable power source asset. Sustainable power sources, for example, wind, solar are all inclusive and biological. These sustainable power sources are I best choices to satisfy the world vitality request, yet erratic because of regular conditions. The utilization of the hybrid solar and wind sustainable power source framework like will be the best alternative for the use these accessible assets. The goal of this exploration paper is to consider the different parts of hybrid solar and wind framework. This paper examines and investigation various angles, for example, displaying, limit and dependability issues. The application and various hypotheses identified with the advancement of hybrid additionally examined right now.

### III. MICROGRID STRUCTURE AND OPERATION

A micro-grid is a self-contained energy system made up of distributed energy sources (such as demand management, storage, and generation) and loads that may operate in parallel with or independently of the main power grid [1]. Micro-grids can dynamically control energy sources, allowing for independent and automated self-healing operations [1]. During normal or high consumption, or when the major power grid fails, a micro-grid can function independently of the larger grid, isolating its generating nodes and power loads from disruption without compromising the larger grid's integrity [1]. As a result, micro-grids can communicate with existing power systems, information systems, and network infrastructure, and may feed electricity back to the larger grid during times of grid failure or power outages [5]. Micro-grids can also be used in conjunction with renewable energy sources such as solar, wind power, small hydro, geothermal, waste-to-energy, and combined heat and power (CHP) systems. As a result, the micro-grid architectures of the distribution generators differ [5]. The micro-grid structure consists of five major components: (a) micro-sources or distributed generators, (b) flexible loads, (c) distributed energy storage devices, (d) control systems, and (e) the point of common coupling components, all of which are connected to a low-voltage distribution network and capable of operating in a controlled, coordinated manner in both connected to the utility grid or landed states [1]. There are several ways to the functioning of micro-grids. As power producers in a micro-grid, many forms of renewable energy resources are used. Micro-grid components come in a broad range of shapes and sizes. Figure 1 depicts the components of a micro-grid. Figure 2 depicts a simplified micro-grid system equipped with (a) controllable generation such as diesel generators and load banks, (b) non-controllable generators (limited) such as photovoltaic cells and wind turbines, and (c) distributed energy storage such as batteries and super capacitors [6].

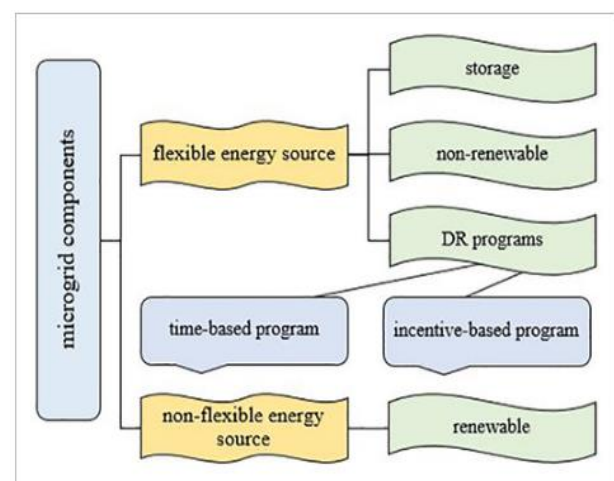


Figure 1: Schematic of a micro-grid with different connected energy sources

#### IV. MICROGRID MODEL

Micro-grid modelling differs depending on its arrangement, as a function of the components used. Several MG models are listed in various references. Figure 2 divides the modelling technologies for MG into four categories: (a) modelling before and after collection, (b) integrated lattice model or whole MG unit, (c) stochastic/predictive modelling methods, and (d) dynamic equation modelling principles [5].

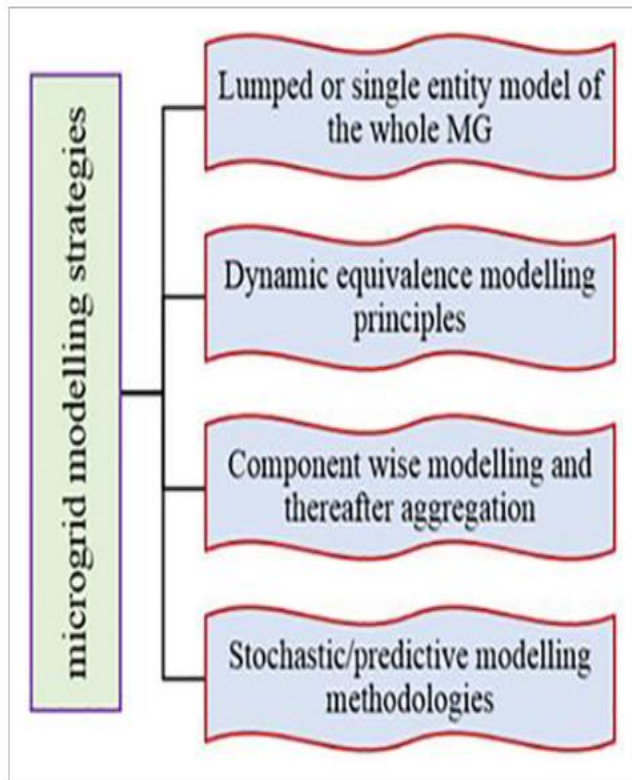


Figure 2: Classification of micro-grid modelling techniques

#### V. POWER FORECASTING

A forecasting algorithm in a micro-grid's principal role is to estimate the demand for loads in the micro-grid network or the power provided by renewable energy linked to the network in the near future [7]. This is required to determine how much power is drawn from controlled resources such as Energy Storage Systems (ESS), diesel generators, micro-turbines, or gas turbines. In other words, the micro-grid EMS optimization algorithm uses demand and renewable energy projections to optimally schedule the power provided by distributed generators (DGs) or charged/discharged by storage devices. Other functions, depending on the EMS's architecture, might include [7]:

- estimating the active and reactive power of PQ buses with loads or renewables for power flow analysis
- functioning as pseudo-measurements for the bus in the absence of measuring equipment in order to calculate distribution state estimate results
- Depending on user-defined limitations such as fluctuating battery State-of-Charge (SOC) limits or distributed generation ON/OFF patterns

#### VI. FORECASTING ALGORITHMS

The generation and load estimates necessary for micro-grid applications are often short-term [2]. Short term forecasting is any forecast produced in the order of hours or days in advance. Because load and generation are affected by a variety of factors such as weather, previous measurements, special events, and time of day, the inputs utilised for short-term load and generation data include Numerical Weather Prediction (NWP), prior load or generation data, and time-related data [2]. The majority of forecasts employ NWP as the primary input for generation forecasting. The issue with this strategy is that the generation projections are based on weather forecasts, which may contribute to further inaccuracy [2].

#### VII. RESEARCH METHODOLOGY

Advent to the use of Simulink seminar. This seminar is designed for people who have never used Simulink. There are two components to the seminar. There are sporting events in a separate document to be able to take you little by little thru the duties required to construct and use a Simulink model [8]. When you get started out the usage of Simulink, you'll locate a number of the functionality is self-intuitive. Unavoidably, there are things that want a bit greater explanation. So, the second a part of the Seminar is a talk and demonstration. This file carries the notes for Communicate. It'd be impossible to position the entirety about Simulink into this sort of brief file, so I've concentrated on the components of the package deal that I bear in mind the most beneficial. I have additionally attempted to spotlight features that aren't apparent to the casual user. The purpose is which you use these notes as a reference when wearing out the physical activities and while building your personal fashions. although these notes have their limits, I'm hoping that they must be enough to get you began using the package deal and they cowl maximum of your modelling needs.

### VIII. RESULTS

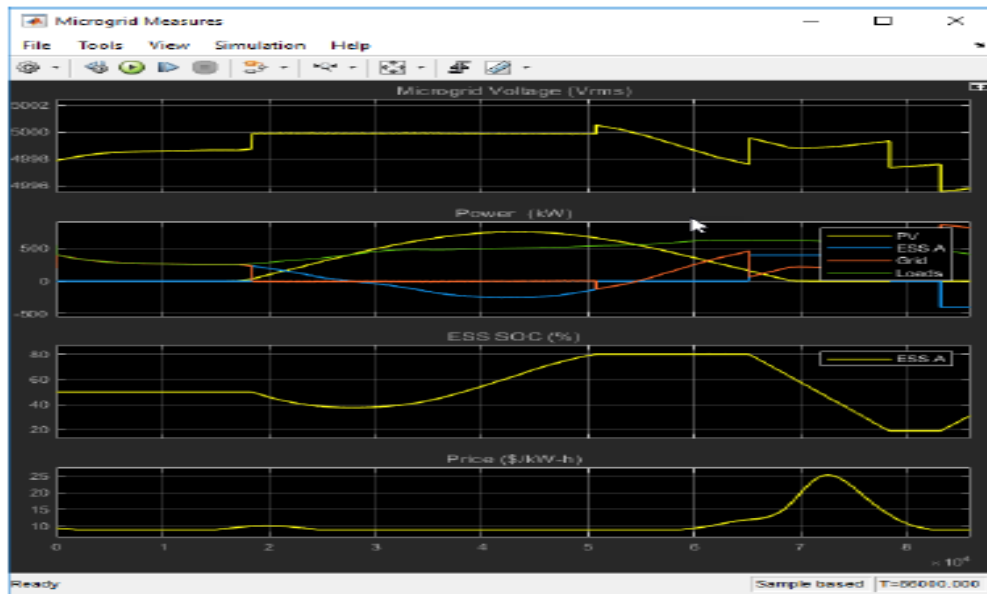


Figure 3: Heuristic

Optimizes the mixed integer linear model, referred as MAXBAND, seeking to achieve maximal bandwidth by setting arterial signals

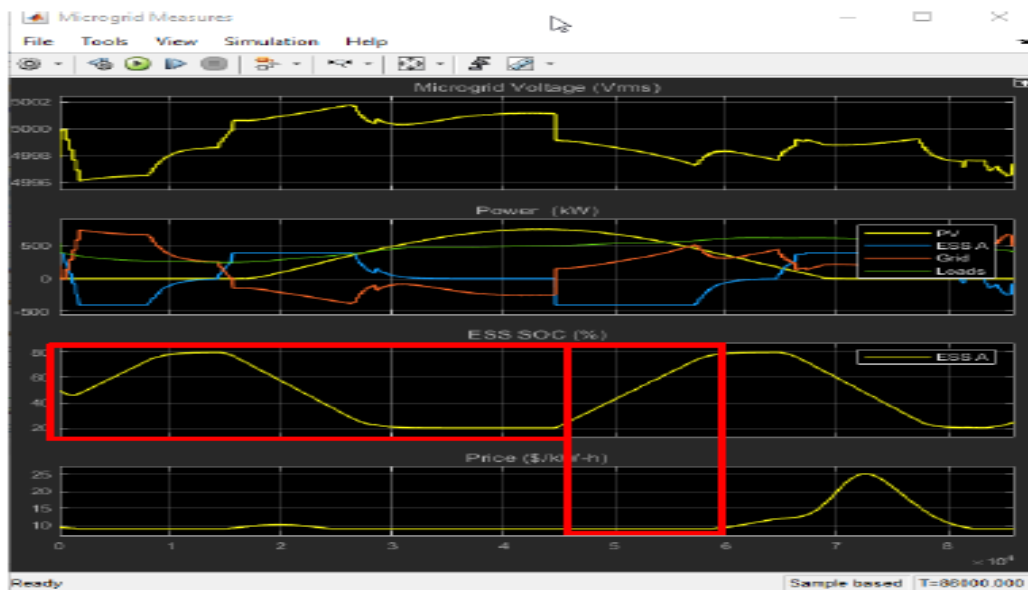


Figure 4: Optimized

Figure 4 shows the frequency of microgrid frequency and distribution resources (kw) , Battery SOC (%) and microgrid VRMS, Battery SOC is

The state of charge of a battery describes the difference between a fully charged battery and the same battery in use. It is associated with the remaining quantity of electricity available in the cell.

It is defined as the ratio of the remaining charge in the battery, divided by the maximum charge that can be delivered by the battery [9]. It is expressed as a percentage as below.

$$SoC/\% = 100(Q_0 + Q) / Q_{max}$$

$$SoC/\% = SoC_0/\% + 100(Q / Q_{max})$$

$Q_0/mAh = Q_0/mAh =$  Initial charge of the battery.

$Q/mAh = Q/mAh =$  The quantity of electricity delivered by or supplied to, the battery. It follows the convention of the current: it is negative during the discharge and positive during the charge [10].

$Q_{max}/mAh = Q_{max}/mAh =$  the maximum charge that can be stored in the battery.

$SoC_0/\% = SoC_0/\% =$  The initial state-of-charge (SoC/%) (SoC/%) of the battery.

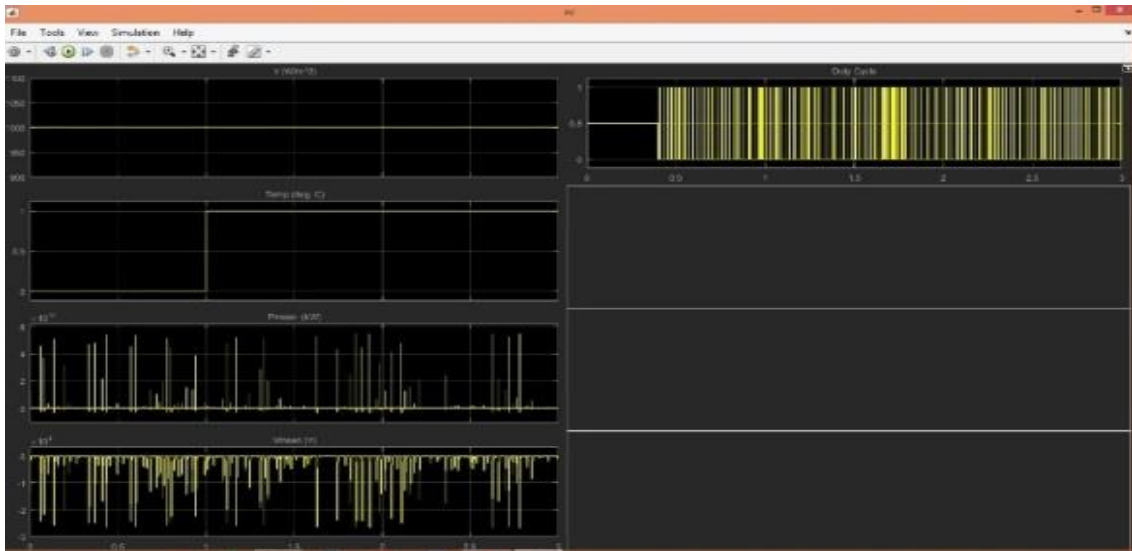


Figure 5: Output

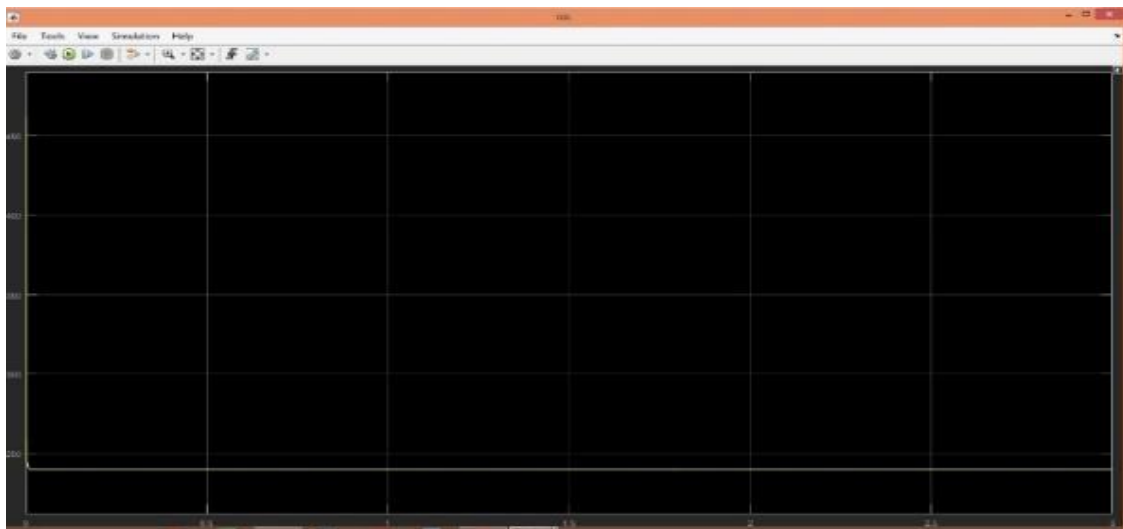


Figure 6: Battery charging voltage

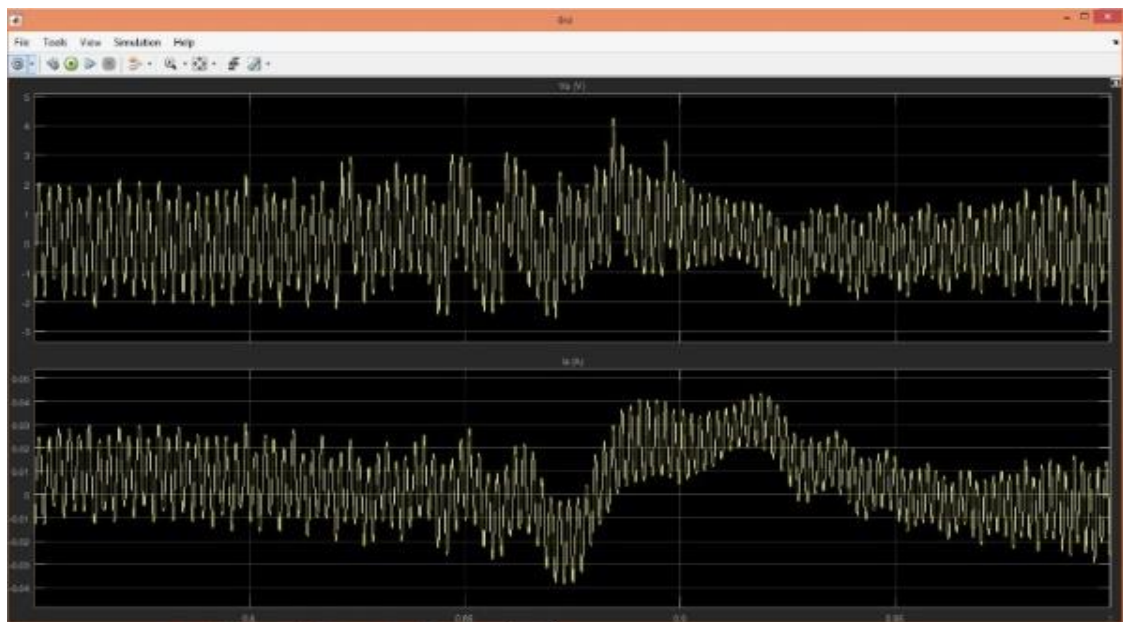


Figure 7: Grid voltage current



Figure 8: Power



Figure 9: VDC

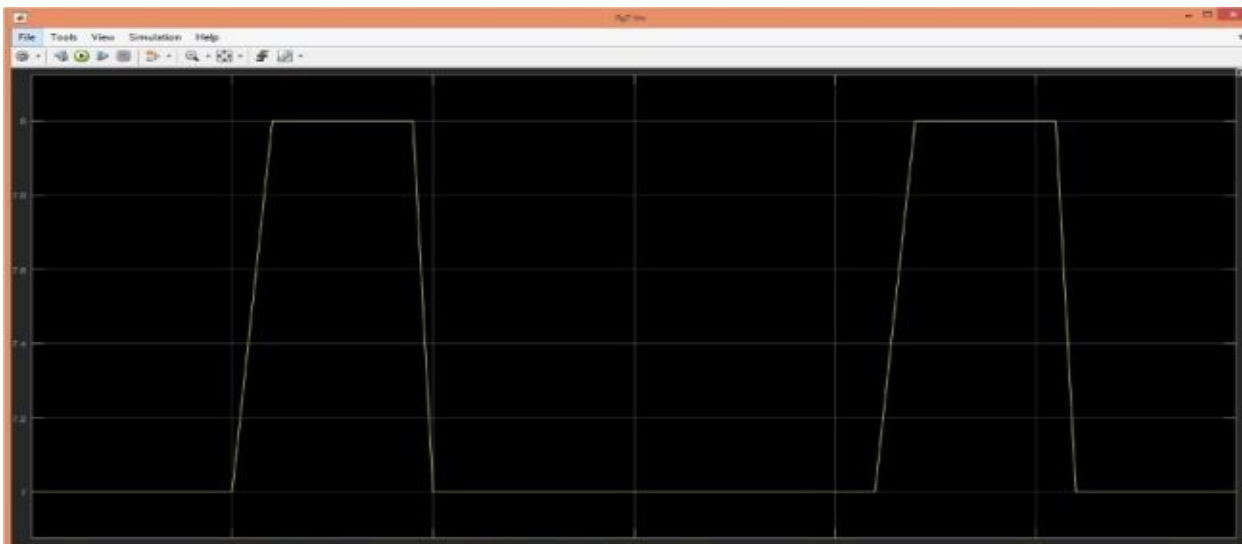


Figure 10: Wind speed

Figure 5 Shows the Photovoltaic Parameters which applied to system, Figure 6 shows the battery charging voltage at which voltage battery is fully charged, figure 7 shows the grid current which is against the load, Figure 8 shows the Voltage in (VA) and Current (IA) of the system, figure 9 shows the Power of system, figure 10 shown the wind speed of the system we define

To observation and analysis facilitately, definite the wind speed as basic wind which has given,  $V_w = 10$  m/s, as shown in figure 10. First make the turbine no-load, do not load the generator until the rotor speed is stability ( $t = 1400$  s). When  $t = 2000$  s, the wind speed from 10 m/s mutated into 15 m/s. From figure 10 you can see, when the wind speed increases, the turbine power output and torque increase, due to the load is constant, turbine output torque back to the original level.

## IX. CONCLUSION

The persistence approach was chosen as the forecast algorithm in this study for two reasons: it is straightforward to build and, unlike most other forecast algorithms, it does not rely on weather prediction data or in-built toolboxes in software for execution. As a result, if we want to implement the algorithm into hardware, the persistence approach is easier to do than other algorithms. The forecast results revealed that the accuracy of the forecast is determined by two factors: the look-back period and the level of change of the data over time. For example, if PV generation rapidly declines owing to cloud cover, the persistence algorithm will be unable to predict the huge fall in generation because the prediction is based on an average of prior data. To determine the final dispatch power, the optimization algorithm should change the reference power for the controllable devices to compensate for the huge prediction error. Furthermore, for load and PV projections, the existing persistence method might be enhanced by using prior day trends as well as more recent historical data and applying weighting factors to account for data volatility over time. A distributed renewable energy source (DRES) micro-grid was successfully established in this study. The electrical network structure was developed to make it easier to include numerous RESs into the D-RES. The topology is divided into two parts: the control centre and the distribution centre. The distribution centre is divided into two categories: primary and storage. The main category is the primary source of power for the whole D-RES, while the storage category RESs augment the main RESs. Furthermore, a unique control technique was developed that employs a regression model to provide control of the distribution center's RESs. The technique, coupled with the DNN model, may be installed on mobile devices in the MDU, which is located in the electrical network topology's control centre. Based on the techno-economic-environmental investigation, the following results were reached.

- A high renewable percentage was secured, and the load demand was satisfied on a continual basis.
- The battery was meant to store excess energy from the generation sources, which may be utilised in emergency or deficiency circumstances.
- The recommended LF dispatch strategy ensured efficient operation and achievement of the objectives.

- Lower net present cost and power costs were guaranteed, making the HREM accessible to community families.
- The derived HREM configuration was shown to be environmentally friendly, since it created fewer emissions than the other configurations.

## REFERENCES

- [1] D.Velmurugan, S.Narayanan, K.Tharani, C.Praveen, "Hybrid Renewable Energy Based Micro Grid", International Research Journal of Engineering and Technology, 2018.
- [2] Shreya Dutta, Yanling Li, Aditya Venkataraman, Luis M. Costa, Tianxiang Jiang, Robert Plana, Philippe Tordjman, FookHoongChoo, ChekFok Foo, Hans B. Puttgen, Load and Renewable Energy Forecasting for a Microgrid using Persistence Technique, Energy Procedia, Volume 143, 2017.
- [3] Shailendra Kr. Tiwari, Puneet K. Goel, "Design and Control of Micro -Grid fed by Renewable Energy Generating Sources", IEEE, 2017.
- [4] Praveen Tiwari, MunishManas, Pidanic Jan, ZdenekNervec, Dolecek Radovan, PinakeswarMahanta, Gaurav Trivedi 1, "A Review on Microgrid Based on Hybrid Renewable Energy Sources in South-Asian Perspective", Springer, 2017.
- [5] <https://onlinelibrary.wiley.com/doi/full/10.1002/2050-7038.12885#:~:text=The%20structure%20of%20microgrid%20consists,capable%20of%20operating%20in%20a>
- [6] SumitWagh', Dr. P.V.Walke', "The Hybrid Solar and Wind Power Extraction for Domestic Purposes", International Journal of Research in Advent Technology, Vol.5, No.3, March 2017
- [7] Varun Kumar, A.S. Pandey, S.K. Sinha, "Grid Integration and Power Quality Issues of Wind and Solar Energy System: A Review", IEEE, 2016.
- [8] Manikant Kumar, Dr.Pratibha Tiwari, "Renewable Energy Resources with Smart Micro-grid Model in India", International Journal of Scientific & technology research, Vol.5, Issue II, 2016.
- [9] Eun-Kyu Lee Wenbo Shi, RajitGadh, Wooseong Kim, "Design and Implementation of a Micro grid Energy Management System", Sustainability, 2016.
- [10] Y. V. PAVAN KUMAR, Ravikumar BHIMASIN GU, "Renewable energy based micro grid system sizing and energy management for green buildings", Springer, 2015.