

Image Processing With LBP

Niharika Vikesh Agarwal¹, and Payal Parekh²

¹Student, Department of PICA-BCA, Parul University, Vadodara Gujarat, India

²Assistant Professor, Department of PICA-BCA, Parul University, Vadodara Gujarat, India

Correspondence should be addressed to Niharika Vikesh Agarwal; niharika.agarwal@paruluniversity.ac.in

Copyright © 2022 Made Niharika Vikesh Agarwal et al. This is an open access article distributed under the Creative Commons Attribution License, which permits unrestricted use, distribution, and reproduction in any medium, provided the original work is properly cited

ABSTRACT: LBP is a simple yet effective pattern operator which recognizes pixels in pictures by thresholding every pixel's neighborhood as well as treating the result as a binary integers. Image classification is important in a range of computer applications because it divides pictures into sections based on information retrieved from the image. In the literature, several methods for extracting characteristics from photos have been presented. Patterns LBP is among the most often utilized approaches because to its computational simplicity. The authors present the LBP pixel methods in this article, which includes a variety of LBP as well as related publications. It preserves the bulk of the picture's essential visual elements due to its invariance to differences in light and its dependability in image classification. LBP also has the benefit of creating an 8-bit descriptor for every pixel as well as being sensitive to picture rotation. The main objective of this paper is that, it would be able to provide maximum accuracy in image Processing Technique. Image processing's future potential include exploring the sky for other sentient species in space.

KEYWORDS: Diagonal Intersection, Feature Extraction, Image Descriptor, Image Classification, LBP.

I. INTRODUCTION

This image is an accurate representation of scenes from various disciplines such as science, medicine, and remote sensing. Images are vital in the globe, but saving a huge numbers of captured photographs in hard format is difficult, and changing or improving the design of such pictures is difficult[1]. As a result, the picture is digitized and transformed into a format suitable for storing in memory storage or other storage media. Scanning a physical copy photograph or simply capturing a scene with a digital cameras are two methods for digitizing an image[2]. Pixels, or little fragments of color, are organized in a matrix of specified heights and widths to create digital pictures. As a result, the number of pixels in the picture determines the picture's size.

Applying image processing technologies to your digital photographs to improve, change, or identify the contents of your pictures to get the most out of them. Classification of images is a typical image processing approach that divides images into categories depending on their content[3]. The classification method's efficiency as well as effectiveness are mostly determined by two factors: the

classification algorithm as well as the features collected from the picture that describe the image's attributes.

A. Background Reading

The Local Binary Pattern (LBP) is the aftereffect of continuous endeavors to foster expressive nearby component descriptors. LBP is a nonparametric descriptor used to actually catch the nearby design of a picture by changing the picture over to the numeric mark 15 (decimal number) [4]. This is the aftereffect of contrasting every pixel in the picture and its area, and these names make a picture descriptor as a histogram. The fame of LBP is gotten from the way that LBP is heartless toward repetitive changes in lighting, its computational effortlessness, and its power in portraying and catching different nearby examples in pictures[5]. The LBP has been utilized, tried, and approved in numerous applications, including: B. Face Image Analysis, Texture Classification, Image Search and so forth computerized picture handling comprises of different advances whose aggregate design is to work on the substance of a picture, extricate its attributes, and perceive its substance. By and large, a conventional picture handling framework, is displayed in the accompanying request and comprises of six phases, as displayed in Figure 1.



Figure 1: Shows the Traditional Image Processing System Stage.

B. Image collection

The process of acquiring a digital image via an optical sensor as a camera photo or scanner.

Image preprocessing:

The procedure for dealing with images via the use of channels.

C. Segmentation

Identifying crucial visual information is a procedure.

D. Feature Extraction

A features are extracted which reflects a regional or global picture characteristic.

E. Classification

Sort photographs into categories depending on what they contain.

F. Understanding Images

Produces image recognition and understanding.

II. LITERATURE REVIEW

S. Khaleefah et al. Recommended that Image handling yet in addition PC vision assume significant parts in an assortment of uses, including picture arrangement, picture division, design acknowledgment, as well as picture recovery, on account of the immense increment of picture information. Surface is a fundamental trademark that has been utilized in many picture applications. Surface alludes to the presence of a gathering of pixels that make up an image. As a result, studying texture has a big influence on picture segmentation and finding essential parts of an image. The purpose of this study is to offer an overview of LBP and its variations. His review aims to demonstrate current developments in the use, modification, and adaptation of LBP in the area of image processing [6].

E. Seeram states in radiology, nuclear medicine, and sonography, digital image processing is now standard practice. The fundamental ideas as well as concepts of digital image processing are explained in this article. Readers must be capable to do the following after reading this article: Make a list of the drawbacks of film-based imaging. Recognize the main elements of a digital imaging systems. Explain the history of digital image processing and its many applications. Discuss picture representation and digital image processing principles. Describe the digital image processing methods and processes that are employed in various imaging modalities. Explain the fundamental principles and technologies used in 3-D and virtually reality imaging. Medical imaging informatics should be recognized as a new field of study for radiologic technicians [7].

P. Kurka and A. A. Díaz Salazar, established that Image processing methods are extensively used in modern industrial robotic process automation applications. His research demonstrates how image processing may be used to tackle real-world robotics and instrumentation difficulties. His article begins with an overview of camera types, digital image capture, and chosen processing algorithms, followed by examples of how this information might be used. Edge ID in vehicle wheel photographs, layered evaluation of driving rods, estimation of a vehicle's wheel arrangement points, and a sound system visual odometry strategy for portable robots are four instances of

picture handling applications given. The examples not only show how to apply various image processing methods, but they might also inspire the creation of new robotics as well as industrial automation technologies [8].

M. Muqet and R. S. Holambe states the Intra-class variability in face images, including such expression as well as position, dramatically rise, affecting the efficacy of feature extraction algorithms. To adequately depict such facial differences, more powerful local discriminative characteristics should be extracted. The insertion based directional wavelet change (DIWT) as well as nearby parallel examples are utilized in this work to offer an interesting face highlight extraction approach (LBP). To help versatile heading choice in neighborhoods face pictures to make DIWT sub-groups, an effective course assessment approach in view of quad tree apportioning is concocted. To deliver a neighborhood clear list of capabilities, LBP histogram highlights can be separated from picked high level DIWT sub-groups [9].

R. Rasras et al. In his article, the writers portrays a clever technique for controlling an advanced sign to construct an elements cluster that might be utilized as a mark to recuperate the sign. The nearby double example (LBP) histogram is associated with each advanced sign; this histogram is made utilizing the LBP administrator, and afterward k-implies bunching is used to acquire the required elements for each computerized signal. The proposed approach was tried, tried, and the results of the analyses were evaluated. The discoveries exhibited the recommended strategy's versatility and accuracy. Notwithstanding the way that various attributes of the advanced sign were altered during execution, the discoveries got exhibited the recommended technique's flexibility [10].

III. DISCUSSION

The Local Binary Pattern (LBP) is a methodology that extricates nearby elements from a picture by computing the distinction in neighborhood power between the worth of the focal pixel and the encompassing pixels (adjoining pixels). The objective of the neighborhood double example is to perceive various examples utilizing the contrast between adjoining pixels and their focal pixel.

Next, it will summarize the patterns and explain the whole picture. As a result, LBP is used in a huge number of applications such as texture classification, medical image annotation facial recognition fingerprint identification and classification of medical images. The LBP descriptor typically applies to gray-scale images, so the value for each pixel is in the range (0-255). LBP the terms P and R allude to the first LBP descriptor. Where R is the span of the circle and P is the quantity of neighboring pixels. The state of LBP 8, 1 then, at that point, addresses the basic state of LBP with radii 1 and 8 nearness. Thus, in basic structure, the neighborhood twofold example produces 8-bit parallel code, where each piece is either 1 or 0. On the off chance that the dim worth of the adjoining pixel of the middle pixel is more noteworthy than the middle pixel, it is relegated the worth 1, in any case it is appointed zero. The eight neighbors around the middle can be written in 8-bit code. Figure 2 tells an illustration of the best way to compute the LBP descriptor in light of the fact that the LBP descriptor is extensible to, the nonexclusive LBP

descriptor isn't restricted to showing just 8 pixels with a R worth of equivalent to 1.

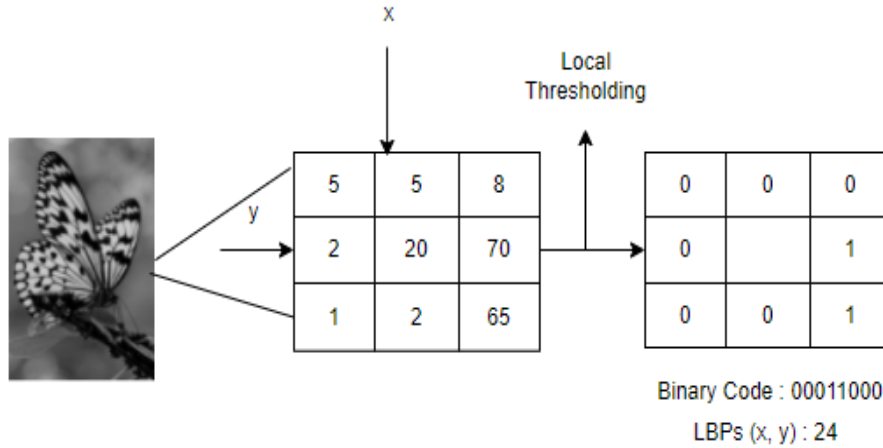


Figure 2: Calculation of LBP Descriptor using bilinear interpolation.

A. LBP Mechanism

To proclaim the instrument of the nearby paired design, creators need to recognize and explain a few fundamental ideas. Adjoining pixels are addressed by the set $\{P_1, P_2... P_n\}$,. Where n shows the quantity of nearby pixels, which is a bunch of focuses equally disseminated on a circle a ways off of R from the middle pixel. Deeply and is every one of the pixels in the picture. Notwithstanding, the pixels

at the edges of the picture are not totally covered by the pixel circle and are not viewed as the middle pixel. Focuses that don't fit in the focal point of pixel and are between adjoining pixels are inserted utilizing the bilinear addition strategy. This permits to have any sweep and quite a few focuses in the area. Figure 3 shows an illustration of a neighbor pixel.

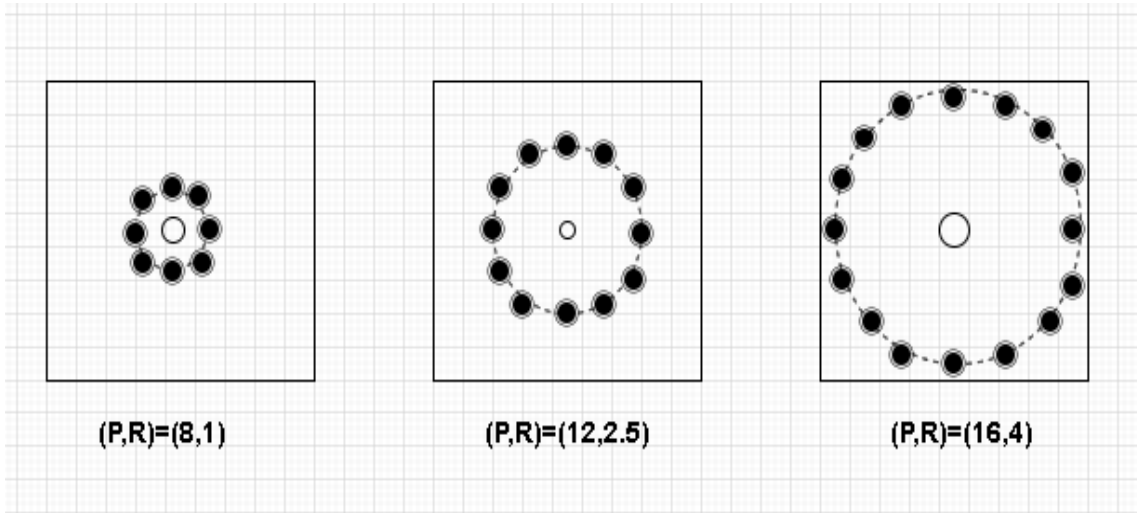


Figure 3: Shows the LBP Neighboring Pixels System which declares the mechanism of local binary patterns.

It is based on the previous concept for calculating the LBP of a gray-scale image, the worth of the focal pixel is contrasted with the worth of the nearby pixel. It starts at the adjacent pixels and is clockwise or in a particular direction with respect to the other pixels. Counterclockwise. Must be retained for all other pixels. For example, if you use 3 x 3 blocks or patches, you will see 8 pixels around the center pixel. This contrasts the force of and the middle pixel multiple times and converts the result of the correlation with double. The edge work is applied when the worth of the thing that matters is more noteworthy than or equivalent to the limit for the worth acquired from the contrast between the worth of the middle pixel and the pixel worth of the nearby pixel. , Threshold

yield is 1, and in the event that the worth is not exactly the limit, yield is zero, which is the kind of example created around the focal point of pixels, like edges, corners, or blotches. After the limit is applied to the distinction esteem, the result will be zero or 1. Since the upsides of all adjoining pixels are 0 or 1, the totaled upsides of all neighbors around the focal pixel structure the twofold code. The paired code for this piece is, which is changed over to decimal organization to get the last worth of the middle pixel. This change is performed by duplicating the worth of each piece by 2^i . Where i is the list of pieces $\{0 ... n-1\}$, similar to an articulation.

$$LBP = \sum_{i=0}^{p-1} (-1)^{s(v)} 2^i, \quad s(v) = \begin{cases} 1 & v \geq 0 \\ 0 & v < 0 \end{cases}$$

Where v is the contrast between the force worth of the

adjoining pixel and the power worth of the middle pixel, is the sweep size, is the quantity of contiguous pixels, and s (v) is the limit work. Figure 4 shows an illustration of code age in LBP. The worth got from Equation for every pixel of the picture is changed over to decimal and used to make the histogram of the picture shown in Figure 5. Therefore,

each pixel in the bin can contribute to a histogram representing the descriptor of the entire image.

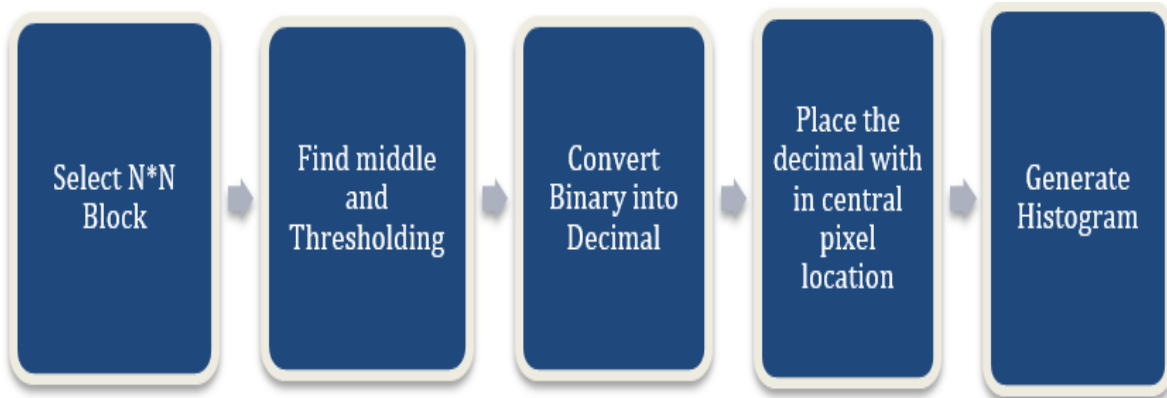


Figure 4: Illustrates the Block Diagram of Local Binary Pattern (LBP).

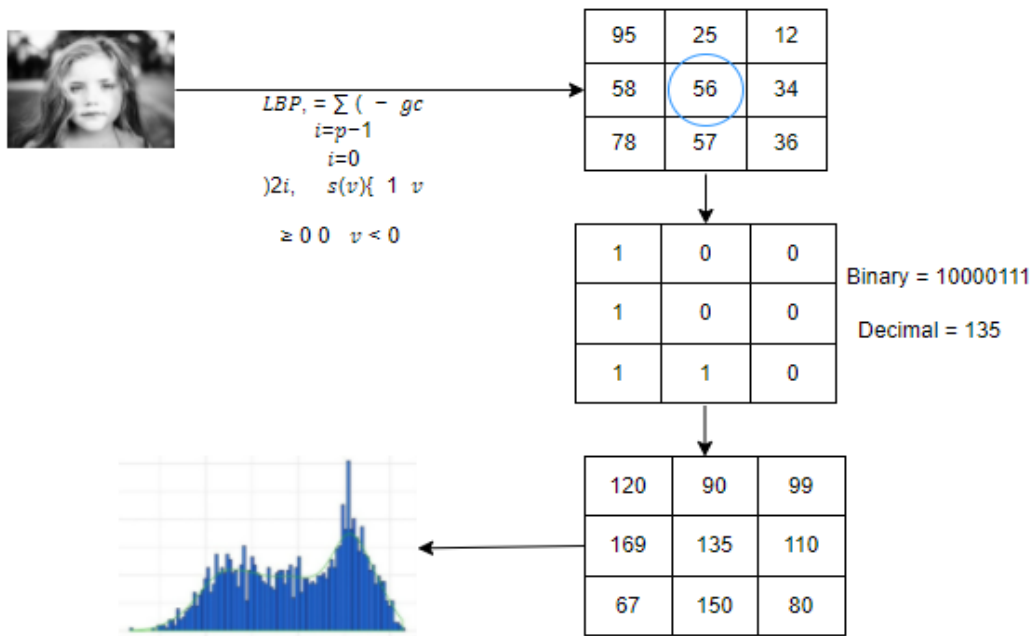


Figure 5: Illustrates the Process Flow of Local Binary Pattern (LBP)

For instance, in the event that P is equivalent to 8, 256 distinct examples (28), are produced, assuming P is equivalent to 12, there are 4096 unique examples (212, etc. Thusly, each container of the histogram can be considered as a LBP-encoded "miniature text".

B. LBP Feature Selection

In most existing work, the info picture is partitioned into little areas, from which LBP histograms are removed, and the nearby histograms are additionally connected into a spatially upgraded include vector of the dimensionality of O (103). Also, a few ongoing varieties even increment the component vector length drastically, for example, Extended LBP, VLBP and Gabor Wavelets based LBP. It

is accepted that the inferred LBP-based highlight vector furnishes an over-complete portrayal with repetitive data, which could be decreased to be more reduced and discriminative[11]. Besides, while building continuous frameworks, it is likewise wanted to have LBP-based portrayal with decreased full length[12]. For every one of the reasons, the issue of LBP highlight choice has as of late been tended to in numerous literary works. The creators order these methods into two classifications: the first is to lessen the full length in view of certain principles (like uniform examples), while the other one adventures include determination strategies to pick the discriminative examples. The two streams have their own benefits and disadvantages: the first is basic, yet has restricted highlight

choice capacity; running against the norm, the second has a superior component choice limit, however normally expects disconnected preparing that could be computationally costly.

C. Related Work

With the critical extension of picture data, picture handling and PC vision assume significant parts in a few applications like picture order, picture division, design acknowledgment, and picture recovery[13]. A significant element utilized in many imaging applications is surface. Surfaces are the properties of the arrangement of pixels that make up a picture. Hence, surface examination essentially affects picture division or discovery of significant pieces of the picture. This white paper traces LBP and its changes[14]. The reason for this outline is to show latest things in the utilization, change, and transformation of LBP in the field of picture handling.

Thinking about the hypothetical and pragmatic worth of the Local Binary Pattern (LBP), Peoples will survey the different LBP techniques utilized in surface investigation and grouping, face examination and acknowledgment, and other acknowledgment applications[15]. In the first place, I will momentarily clarify the rule of the LBP technique[16]. It essentially investigates LBP technique edge activities, uniform examples, and turn invariant examples. Second, surface examination and characterization of the LBP technique, face investigation and acknowledgment of the LBP strategy, and other discovery uses of the LBP technique are explicitly summed up and remarked. At last, specialists investigate the current main points of contention of the LBP strategy and show the fate of the LBP technique. This article centers around the utilization of picture based AI strategies in clinical picture investigation[17]. Subsequent to giving a definite outline of the writing on existing LBP variations, clarifying the main methodologies and their assets and shortcomings, Peoples report on new trials utilizing some LBP-based descriptors and address biomedical pictures[18]. The standard LBP administrator is characterized as a dim scale invariant surface measure got from the overall meaning of surface in the nearby climate. Our variation is the consequence of thinking about various shapes for neighborhood estimations and different coding to assess nearby dark level contrasts[19]. Then, at that point, utilize these capabilities to prepare an AI classifier. The Local Binary Pattern (LBP) is a nonparametric descriptor whose design is to productively sum up the neighborhood construction of a picture. Lately, there has been expanding interest in numerous areas of picture handling and PC vision, showing its adequacy in numerous applications including face acknowledgment, face acknowledgment, looks, investigation, and numerous different assignments, particularly face picture examination. It has been Demographic characterization, and so on this paper gives a far reaching outline of the LBP approach, including late varieties[12]. While LBP-based facial picture examination is portrayed exhaustively as an ordinary utilization of the LBP approach, it additionally features effective expansions in taking care of the different errands of facial picture investigation. As of late, nearby example based object acknowledgment and acknowledgment has expanded interest in the PC vision research local area. In any case, apparently, past

examinations have not zeroed in on involving nearby examples for human mental assignments. In this article, Peoples will foster another framework for perceiving individuals in a singular's collection in light of the LBP (Local Binary Pattern) descriptor [20]. To begin with, Peoples take a gander at existing slope based nearby elements that are generally utilized in human identification, examine their impediments, and guarantee that LBP is more oppressive. Second, Peoples propose two variations of LBP, Semantic LBP and Fourier LBP, on the grounds that the first LBP descriptor isn't appropriate for human mental issues because of its high intricacy and conflicting significance. Painstakingly planned tests show the prevalence of LBP over other customary capacities for human acknowledgment. Neighborhood Binary Patterns (LBPs) have been extremely fruitful in surface order because of their accuracy and productivity. The customary LBP technique encodes a neighborhood object with a twofold portrayal in the nearby climate and afterward utilizes a histogram of the double example to deliver the predetermined picture. Be that as it may, it disregards the demonstrated measurable data[21]. In this article, Peoples will fuse a few directional measurements, including mean and standard deviation of nearby outright contrasts, into highlight extraction to further develop the order capacity of separated highlights. To diminish the blunder in the neighborhood outright contrast gauge, Peoples utilize the least squares gauge to advance the outright distinction and limit the nearby distinction to increment strength. Course work. Another way to deal with grouping rotational invariant surfaces is additionally introduced. Trial results on a few surface and face informational collections how that the proposed approach altogether further develops the classification precision of the customary LBP. Nearby picture surface descriptors are generally utilized in picture investigation. The nearby twofold example (LBP) is a surface descriptor that is basic and proficient. LBP has been used in numerous applications in picture handling field like face acknowledgment, design acknowledgment and component extraction. In this paper, a changed LBP strategy was proposed to separate surface elements. The proposed calculation was executed on numerous computerized pictures and the neighborhood structure highlights of these pictures were gotten. People groups utilize these highlights to play out a few picture acknowledgment tests and contrast them and different calculations. Because of the proposed calculation, it was observed that the advanced picture was introduced in a tiny size, and the speed and precision of picture acknowledgment in view of the proposed strategy were significantly moved along. Malignant growth is right now viewed as one of the most hazardous illnesses on the planet. Specifically, bosom disease is the second most normal kind of malignant growth among ladies and a main source of malignant growth passing. In this article, Peoples present an original strategy for distinguishing bosom malignant growth in mammography pictures in view of the Local Binary Pattern (LBP). This approach effectively utilizes LBP-based highlights with classifiers and limits. The proposed strategy has been demonstrated to be tentatively successful and productive, with an accomplished precision of around 84%. Highlight extraction is a significant idea in computerized imaging, and component extraction straightforwardly influences

picture acknowledgment speed. Neighborhood Binary Pattern is a hypothesis that gives a straightforward yet valuable method for figuring surface calculations. In this paper, wood abandons are considered as examination subjects and LBP surface capacities are extricated from imperfection pictures. Surrenders were recognized utilizing BP brain organizations and the distinguishing proof rate came to 93%. The LBP surface calculation can further develop the extraction exactness of wood deformity capacities. Face acknowledgment is interesting to recognize faces utilizing skin shading identification. This article presents a strategy for consolidating skin shading location with a Local Binary Model (LBP). Assuming that the quantity of skin pixels is more noteworthy than a foreordained limit, still up in the air as a competitor face area. In any case, it is an unremarkable region. LBP discovery is performed on the up-and-comer region to get the genuine face. Trial results show that the utilization of the LBP step altogether lessens misleading up-sides. Accurate age estimation and thus the creation of young and old images of a person are important in the design of a security system. In this article, Peoples use local binary patterns to classify age based on facial images. LBP (Local Binary Patterns) is a basic texture property of a local image, and a histogram of the occurrence of such a pattern is an effective texture function to describe a face. In this study, FERET images are classified according to age at 10-year intervals [22]. The edges are partitioned into little locales from which LBP histograms are removed and consolidated into highlight vectors to be utilized as powerful face descriptors. For each new face displayed in the system, a spatial LBP histogram is generated and used to classify the image into one of the age classes [23]. The classification step uses classifiers of least distance, nearest neighbor, and nearest neighbor. Experimental results show that the system performance is 80% of the age-specific estimate. Thinking about the hypothetical and commonsense worth of LBP (Local Binary Pattern), different LBP strategies are considered in surface examination and order, face investigation and acknowledgment, and other detecting applications[24]. To start with, the guideline of the LBP strategy, which essentially investigates the limit computation, uniform example, and turn invariant example in the LBP technique, is momentarily inspected. Strategy acknowledgment and different uses of LBP technique discovery are especially brushing and clarifying. At last, Peoples break down the current significant issues of the LBP technique and present the fate of the LBP strategy. Face acknowledgment is precarious to recognize faces utilizing skin shading discovery. This article presents a strategy for consolidating skin shading location with a Local Binary Model (LBP). On the off chance that the quantity of skin pixels is more prominent than a foreordained edge, still up in the air as an applicant face area. In any case, it is a nondescript region. LBP identification is performed on the competitor region to get the genuine face. Exploratory outcomes show that the utilization of the LBP step essentially diminishes the likelihood of misleading up-sides. Facial recognition is a form of biometric recognition that is based on information about a person's facial features. Facial acknowledgment has a wide scope of utilizations in PC data security, treatment, security observing, human-PC cooperation, and money. Facial component extraction is the center of facial

acknowledgment innovation, which is connected with the determination and acknowledgment of facial acknowledgment calculations. Neighborhood double examples are surface portrayal procedures that depict the nearby surface highlights of a picture in the grayscale range. As of late, numerous scientists have effectively applied it to depict facial highlights and facial acknowledgment in face acknowledgment, with astonishing outcomes. Convolutional brain networks are one of the most delegate network structures in profound learning innovation, and have taken incredible steps in picture handling and acknowledgment. Defocusing blur is very common in images captured by optical imaging systems. While this may not be attractive, it might likewise be a deliberate imaginative impact and can upgrade or overpower the visual impression of a picture scene. For assignments, for example, picture reclamation and item acknowledgment, to some degree obscured picture can be separated into an obscured region and a non-obscured region. In this article, Peoples propose a sharpness metric in view of a nearby paired design and a strong division calculation for isolating in-center and out-of-center districts of a picture. The proposed sharpness metric uses the observation that most local regions of the image in the blurry regions have much less local binaries defined compared to the sharp regions. I used this metric in conjunction with image matte and multiscale rendering to get a high quality sharpness map. The blur segmentation algorithm and six comparison methods were evaluated using tests on hundreds of partially blurred images. The results show that our algorithm provides comparative segmentation results with the latest technological advances and has a great speed advantage over other algorithms.

Attendance is important for college students. However, in general, getting to college can present a number of challenges. Therefore, a face recognition system for attendance is one way to solve this problem. His article presents a mechanized framework that naturally stores understudy participation in an information base utilizing a facial acknowledgment strategy. This article investigates understudy participation frameworks, picture handling, face acknowledgment, and face acknowledgment. Part of the face acknowledgment is performed utilizing the Violajons calculation and part of the face acknowledgment is performed utilizing the Local Binary Pattern (LBP) strategy. The framework gives quicker and more exact participation records. Every day, the popularity of digital images in human life is increasing significantly. People edit photos using editing tools and malicious software. The purpose of this task is to identify image inconsistencies. This paper contains various steps such as preprocessing, feature extraction, matching process, etc. furthermore, centers around the viable utilization of neighborhood parallel examples in highlight extraction components. Euclidean distance is used to match measures. The results obtained show that a 2x2 block size LBP provides the best results with an accuracy of approximately 98.58% for automatic detection of image inconsistencies.

IV. CONCLUSION

The LBP calculation has been tried for manufactured and normal surfaces. The outcomes show that the calculation can portray and separate surface surfaces. Executing the

calculation on low-scattering surfaces can accomplish high exactness. LBP and design acknowledgment calculations can be applied to additional executions, for example, surface division and surface example routineness assessment. LBP's success has continued since 2011. An enormous number of new variations of LBP have been proposed, including, for instance, the Mean Extended Local Binary Model (MRELB) administrator. An inside and out experimental survey of the different depictions of LBP and profound surface is introduced. The power of surface administrators against different characterization challenges, remembering changes for revolution, scale, lighting, perspective, number of layers, various kinds of picture corruption, and degree. The LBP methodology has made great strides in texture analysis. It is used worldwide in both research and application. Due to its features and computational simplicity, this method has been very successful in many such computer vision problems that were not previously even considered texture problems. B. Face analysis and movement analysis. LBP is Local structure and Thanks to that advantage, people am. NS. Its tolerance Due to the monotonous changes in lighting and the simplicity of its calculations, LBP has been effectively utilized for a wide range of picture investigation assignments, including: Face picture examination, biomedical picture examination, ethereal picture investigation, movement investigation, and picture and video search. Moreover, there are a few open inquiries regarding the sub-locale based LBP depiction. The facial depiction connects with the quantity of important parts and the comparing neighborhoods of a specific LBP administrator for the best investigation results. The primary goal of this paper is that, it would have the option to give greatest exactness in picture Processing Technique. These inquiries have been talked about in a few papers, and even with AI methods, the ends drawn up until this point have generally relied upon the dataset utilized and a few explicit boundaries. Image processing's future potential include exploring the sky for other sentient species in space.

REFERENCES

- [1] S. Shukla, A. Lakhmani, and A. K. Agarwal, "Approaches of artificial intelligence in biomedical image processing: A leading tool between computer vision & biological vision," 2016, doi: 10.1109/ICACCA.2016.7578900.
- [2] R. Sharma, A. K. Goyal, and R. K. Dwivedi, "A review of soft classification approaches on satellite image and accuracy assessment," 2016, doi: 10.1007/978-981-10-0451-3_56.
- [3] N. Kumari, A. Kr. Bhatt, R. Kr. Dwivedi, and R. Belwal, "Hybridized approach of image segmentation in classification of fruit mango using BPNN and discriminant analyzer," *Multimed. Tools Appl.*, 2021, doi: 10.1007/s11042-020-09747-z.
- [4] M. T. Jagtap, R. C. Tripathi, and D. K. Jawalkar, "Depth accuracy determination in 3-d stereoscopic image retargeting using DMA," 2020, doi: 10.1109/SMART50582.2020.9337117.
- [5] A. Rastogi, R. Singh, R. Sharma, and S. D. Kalony, "The survey of digital image analysis with artificial intelligence-DCNN technique," 2020, doi: 10.1109/SMART50582.2020.9337062.
- [6] S. H. Khaleefah, S. A. Mostafa, A. Mustapha, and M. F. Nasrudin, "Review of local binary pattern operators in image feature extraction," *Indones. J. Electr. Eng. Comput. Sci.*, 2020, doi: 10.11591/ijeecs.v19.i1.pp23-31.
- [7] E. Seeram, "Digital image processing," *Radiol. Technol.*, 2004, doi: 10.4324/9781315693125-12.
- [8] P. R. G. Kurka and A. A. Díaz Salazar, "Applications of image processing in robotics and instrumentation," *Mech. Syst. Signal Process.*, 2019, doi: 10.1016/j.ymsp.2019.01.015.
- [9] M. A. Muqet and R. S. Holambe, "Local binary patterns based on directional wavelet transform for expression and pose-invariant face recognition," *Appl. Comput. Informatics*, 2019, doi: 10.1016/j.aci.2017.11.002.
- [10] R. J. Rasras, B. Zahran, M. R. A. Sara, and Z. AlQadi, "Developing digital signal clustering method using local binary pattern histogram," *Int. J. Electr. Comput. Eng.*, 2021, doi: 10.11591/ijece.v11i1.pp872-878.
- [11] M. Joshi, A. K. Agarwal, and B. Gupta, "Fractal image compression and its techniques: A review," 2019, doi: 10.1007/978-981-13-0589-4_22.
- [12] D. Huang, C. Shan, M. Ardabilian, Y. Wang, and L. Chen, "Local binary patterns and its application to facial image analysis: A survey," *IEEE Transactions on Systems, Man and Cybernetics Part C: Applications and Reviews*. 2011, doi: 10.1109/TSMCC.2011.2118750.
- [13] A. Kumar and A. Jain, "Image smog restoration using oblique gradient profile prior and energy minimization," *Front. Comput. Sci.*, 2021, doi: 10.1007/s11704-020-9305-8.
- [14] R. Li, X. Li, and T. Kurita, "Soft local binary patterns," 2016, doi: 10.1109/SOCPAR.2015.7492786.
- [15] M. Shah Nawaz and R. K. Dwivedi, "Performance analysis of hybrid & non-hybrid approaches in digital image analysis," 2017, doi: 10.1109/CCAA.2017.8229948.
- [16] T. Ahonen, A. Hadid, and M. Pietikäinen, "Face recognition with local binary patterns," *Lect. Notes Comput. Sci. (including Subser. Lect. Notes Artif. Intell. Lect. Notes Bioinformatics)*, 2004, doi: 10.1007/978-3-540-24670-1_36.
- [17] Y. Awasthi, A. Sharma, and R. Pandey, "Image Watermarking Using APDCBT in Selected Pixel Blocks," 2020, doi: 10.1109/SMART46866.2019.9117522.
- [18] L. Nanni, A. Lumini, and S. Brahmam, "Local binary patterns variants as texture descriptors for medical image analysis," *Artif. Intell. Med.*, 2010, doi: 10.1016/j.artmed.2010.02.006.
- [19] R. Srivastava, P. K. Sharma, K. J. M. Das, and J. Manjhi, "A hybrid approach for head and neck cancer using online image guidance and offline adaptive radiotherapy planning," *J. Radiother. Pract.*, 2019, doi: 10.1017/S146039691800078X.
- [20] Y. Mu, S. Yan, Y. Liu, T. Huang, and B. Zhou, "Discriminative local binary patterns for human detection in personal album," 2008, doi: 10.1109/CVPR.2008.4587800.
- [21] W. Yu et al., "An improved LBP algorithm for texture and face classification," *Signal, Image Video Process.*, 2014, doi: 10.1007/s11760-014-0652-5.
- [22] M. Purohit and A. Badguzer, "Image formulas of certain special functions via generalized Katugampola fractional integral operator," *Math. Eng. Sci. Aerosp.*, 2020.
- [23] M. S. Solanki, D. K. P. Sharma, L. Goswami, R. Sikka, and V. Anand, "Automatic Identification of Temples in Digital Images through Scale Invariant Feature Transform," 2020, doi: 10.1109/ICCSEA49143.2020.9132897.
- [24] M. R. Singh, R. Rastogi, V. Pratap, and R. K. Raman, "Is whole spine sagittal MR image imperative for reporting of dorsolumbar MR spine examination?," *J. Int. Med. Sci. Acad.*, 2018.