



Seed priming and environmental effects on germination and seedling vigour in Aonla (*Emblica officinalis Gaertn.*)

Gopika Baby, P. Vinaya Kumar Reddy and Y. Shiny Maria

Deptt. of Fruit Science, College of Horticulture, Dr.Y.S.R. Horticultural University, Venkataramannagudem, West Godavari District, Andhra Pradesh

ARTICLE INFO

Keywords: Aonla, seed priming, gibberellic acid, growing condition, polyhouse

doi: 10.48165/ijah.2022.4.1.5

ABSTRACT

Aonla, an important indigenous minor fruit crop, is highly valued for its rich nutrient content. However, the increasing demand for its planting material remains unmet due to poor seed germination and seedling growth. Thus, there is an urgent need to standardize techniques to improve seed germination and seedling development. The current study aims to overcome seed dormancy and to enhance germination in aonla seeds. An experiment was carried out at the College of Horticulture, Venkataramannagudem from January 2022 to May 2022, using a Factorial Randomized Block Design with three replications, comprising 16 treatment combinations. Aonla seeds were treated with GA₃ at concentrations of 300, 500, and 700 ppm for soaking periods of 12 and 24 hours under shade net and polyhouse, along with a control treatment that involved soaking in water for 24 hours. The results indicated that the combination of seed priming with GA₃ @ 500 ppm for 24 hours and polyhouse conditions recorded the best outcomes, with minimum number of days to germinate (7.93 days), number of leaves (29.30), seedling diameter (6.36 mm), root length (17.50 cm) and number of roots per seedling (36.00) and survival percentage (89.32%). This study will help boost the commercial cultivation of aonla, providing significant benefits for growers.

Introduction

Aonla (*Emblica officinalis Gaertn*), commonly known as Indian gooseberry, is a significant fruit crop native to India, thriving across various agro-climatic regions of the country. Revered as a sacred tree, it is referred to as Amritphal in ancient texts. Aonla holds a prominent place in Ayurve-

dic medicine, particularly in the preparation of Triphala and Chyavanprash. Its hardy nature, high productivity, and nutritional and therapeutic benefits, along with its adaptability for value-added products, have elevated its status as a key fruit of the 21st century (Pathak, 2003). The fruit is renowned for its medicinal properties, offering remedies for various ailments and serving as a base for numerous value-added products. Additionally, aonla is processed into powder, which is con-

Corresponding author

Email: vinayreddy26@gmail.com (Dr. P. Vinaya Kumar Reddy)

sidered superior to synthetic vitamin C for treating deficiencies. It is cultivated on an estimated 50,000 hectares, yielding an annual production of 1.5 lakh tonnes (Pathak *et al.*, 2003). Seed priming is an effective method for improving seed germination. Pre-sowing treatments with chemicals like GA₃, thiourea, KNO₃, and NAA have been shown to affect germination duration, seedling height, and root and branch development (Dhankar and Singh, 1996; Pawshe *et al.*, 1997; Gholap *et al.*, 2000 and Rajamanickam *et al.*, 2002). Establishing a nursery is essential for providing quality seedlings, and effective management is crucial for success (Krishnan *et al.*, 2014). Practices like ventilated greenhouses, polyhouses, insect-proof net houses, shade net houses, and plastic tunnels enable controlled crop growth. Understanding how plant life history relates to environmental factors helps predict plant establishment and dominance in specific habitats (Murray *et al.*, 2005; Ferreras *et al.*, 2015 and Jelbert *et al.*, 2015).

As a minor fruit crop, aonla has seen limited research on enhancing seed germination and seedling growth using plant growth regulators under various environmental conditions. To address this gap, the present study aims to investigate the effects of seed priming treatments and different growing conditions on the germination and seedling vigor of aonla.

Material and Methods

The experiment was conducted at the College of Horticulture, Venkataramannagudem, Dr. Y.S.R. Horticultural University, West Godavari District. It was carried out from January 2022 to May 2022, using a factorial randomized block design (RBD) with three replications. The experiment included eight treatments *viz.*, water soaking for 24 hours (G₁), GA₃ 300 ppm for 12 hours (G₂), GA₃ 300 ppm for 24 hours (G₃), GA₃ 500 ppm for 12 hours (G₄), GA₃ 500 ppm for 24 hours (G₅), GA₃ 700 ppm for 12 hours (G₆), GA₃ 700 ppm for 24 hours (G₇), and a control (G₈). These treatments were tested under two environmental conditions: shade net (C₁) and polyhouse (C₂). The experiment includes sixteen treatment combinations. Pre-treated seeds were sown in properly filled and labeled polybags and arranged according to the design. Cultural practices such as regular irrigation and weeding were performed as needed. Various observations on seedling germination and growth parameters were recorded periodically. Light intensity in both the shade net and polyhouse environments was measured regularly from the day of sowing up to 120 days after sowing (DAS) using a lux meter.

Results and Discussion

Data were recorded on various parameters, including germination and growth metrics, from five randomly selected seedlings at regular intervals. The analyzed data are presented in Tables 1 and 2, with graphical representations shown

in Figures 1-4.

Days taken for initiation of seed germination

Seeds treated with GA₃ at 500 ppm and sown in a polyhouse (T₁₃) germinated rapidly (7.93 days) compared to those sown under a shade net without treatment (T₈), which took 13.87 days. The reduced germination time for GA₃ treated seeds is likely because GA₃ activates the hydrolysis of starch and its translocation, facilitating earlier germination. Similar observations were made by Vasantha *et al.* (2014) in tamarind. Schutz (1999) also noted that optimal temperatures in a polyhouse up to 34°C, enhanced seed germination and seedling growth in *Carex* species.

Number of leaves per seedling

Interaction of growth regulators and growing conditions has shown significant difference on number of leaves at 30, 60, 90 and 120 DAS. The combination of seed priming with GA₃ @ 500 ppm + 24 h + polyhouse conditions (G₅C₂) recorded highest number of leaves per seedling (7.40, 15.62, 21.91 and 29.30 at 30, 60, 90 and 120 DAS respectively). The increase in the number of leaves per seedling due to GA₃ application might be attributed to GA₃ moving into the shoot apex, enhancing cell division and growth, which in turn promotes the development of young leaves (Salisbury and Ross, 1988). Similar results were reported by El-Dengawy (2005) in loquat and Meena and Jain (2005) in papaya. Protected farming in polyhouses shields crops from sudden weather changes and regulates the internal environment (Maikhuri *et al.*, 2001), thereby promoting the production of more leaves.

Seedling diameter (mm)

Treatment T₁₃ recorded the maximum seedling diameter at 2.52 mm, 3.69 mm, 5.10 mm, and 6.36 mm at 30, 60, 90, and 120 DAS, respectively, followed by T₅. The lowest diameters were observed in T₈ (G₈C₁), measuring 1.47 mm, 1.73 mm, 2.32 mm, and 2.89 mm at 30, 60, 90, and 120 DAS, respectively. The increase in stem diameter might be due to GA₃ enhancing osmotic nutrient uptake and boosting growth by promoting cell division, elongation, and multiplication in the cambium tissue of the stem (Mistry and Sitapara, 2020). These findings are consistent with results reported by Ramteke *et al.* (2015) in papaya, Joshi *et al.* (2017) in chironji, and Manthri and Bharad (2017) in guava.

Root length (cm)

Maximum root length (17.50 cm) was recorded in T₁₃ (GA₃

Table 1. Effect of seed priming and growing conditions on no. of leaves, seedling diameter, root length and no. of roots per seedling

Treatments	Number of leaves per seedling	Seedling diameter (mm)	Root length (cm)	Number of roots per seedling
T ₁ : G ₁ C ₁ Water soaking for 24 hrs + shade net	20.13	3.40	12.56	30.12
T ₂ : G ₂ C ₁ GA ₃ 300 ppm for 12 hrs + shade net	21.98	4.86	13.78	31.47
T ₃ : G ₃ C ₁ GA ₃ 300 ppm for 24 hrs + shade net	25.84	5.54	15.60	33.65
T ₄ : G ₄ C ₁ GA ₃ 500 ppm for 12 hrs + shade net	27.32	5.85	16.79	34.56
T ₅ : G ₅ C ₁ GA ₃ 500 ppm for 24 hrs + shade net	28.60	6.00	17.20	35.40
T ₆ : G ₆ C ₁ GA ₃ 700 ppm for 12 hrs + shade net	23.04	5.36	14.10	32.15
T ₇ : G ₇ C ₁ GA ₃ 700 ppm for 24 hrs + shade net	24.48	5.11	14.79	31.87
T ₈ : G ₈ C ₁ Control + Shade net	19.44	2.89	11.22	28.46
T ₉ : G ₁ C ₂ Water soaking for 24 hrs + polyhouse	20.87	3.61	12.98	30.57
T ₁₀ :G ₂ C ₂ GA ₃ 300 ppm for 12 hrs + polyhouse	22.61	5.01	14.01	31.97
T ₁₁ :G ₃ C ₂ GA ₃ 300 ppm for 24 hrs + polyhouse	26.54	5.73	15.98	33.87
T ₁₂ :G ₄ C ₂ GA ₃ 500 ppm for 12 hrs + polyhouse	27.94	5.84	17.01	35.04
T ₁₃ :G ₅ C ₂ GA ₃ 500 ppm for 24 hrs + polyhouse	29.30	6.36	17.50	36.00
T ₁₄ :G ₆ C ₂ GA ₃ 700 ppm for 12 hrs + polyhouse	23.77	5.47	14.56	32.65
T ₁₅ :G ₇ C ₂ GA ₃ 700 ppm for 24 hrs + polyhouse	24.87	5.20	14.98	32.00
T ₁₆ :G ₈ C ₂ Control + polyhouse	20.12	2.95	11.36	28.64
SEm±	0.050	0.024	0.030	0.035
CD at 5%	0.146	0.069	0.087	0.102

Table 2. Effect of seed priming and growing conditions on days taken for initiation of germination and seedling survival percentage

Treatments	Days taken for initiation of germination (days)	Survival per cent of seedlings (%)
T ₁ : G ₁ C ₁ Water soaking for 24 hrs + shade net	12.56	76.84
T ₂ : G ₂ C ₁ GA ₃ 300 ppm for 12 hrs + shade net	11.54	80.12
T ₃ : G ₃ C ₁ GA ₃ 300 ppm for 24 hrs + shade net	10.41	85.10
T ₄ : G ₄ C ₁ GA ₃ 500 ppm for 12 hrs + shade net	9.52	87.86
T ₅ : G ₅ C ₁ GA ₃ 500 ppm for 24 hrs + shade net	8.44	89.11
T ₆ : G ₆ C ₁ GA ₃ 700 ppm for 12 hrs + shade net	11.98	82.42
T ₇ : G ₇ C ₁ GA ₃ 700 ppm for 24 hrs + shade net	11.03	81.89
T ₈ : G ₈ C ₁ Control + Shade net	13.87	74.60
T ₉ : G ₁ C ₂ Water soaking for 24 hrs + polyhouse	12.33	79.43
T ₁₀ :G ₂ C ₂ GA ₃ 300 ppm for 12 hrs + polyhouse	11.02	80.75
T ₁₁ :G ₃ C ₂ GA ₃ 300 ppm for 24 hrs + polyhouse	10.02	85.40
T ₁₂ :G ₄ C ₂ GA ₃ 500 ppm for 12 hrs + polyhouse	8.79	88.25
T ₁₃ :G ₅ C ₂ GA ₃ 500 ppm for 24 hrs + polyhouse	7.93	89.32
T ₁₄ :G ₆ C ₂ GA ₃ 700 ppm for 12 hrs + polyhouse	11.65	83.10
T ₁₅ :G ₇ C ₂ GA ₃ 700 ppm for 24 hrs + polyhouse	10.75	82.03
T ₁₆ :G ₈ C ₂ Control + polyhouse	13.41	75.40
SEm±	0.027	0.075
CD at 5%	0.078	0.217

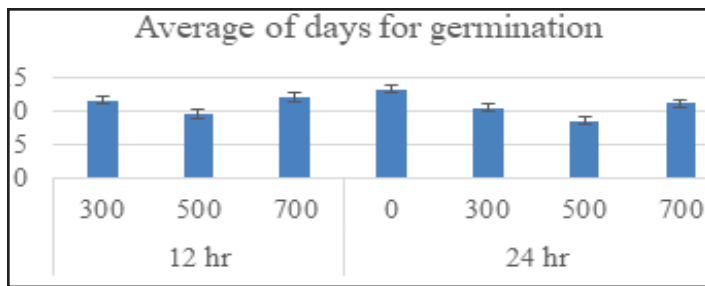


Fig. 1. Effect on average days for germination under shade net

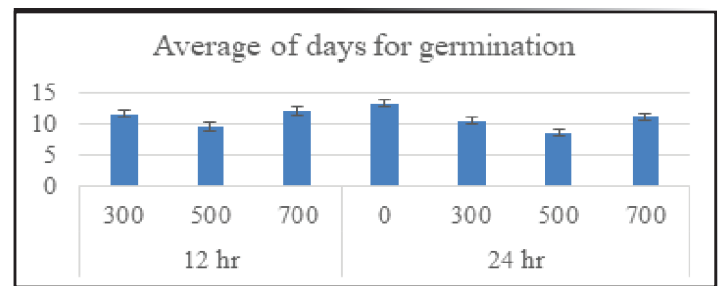


Fig. 2. Effect on survival (%) of seedlings under shade net

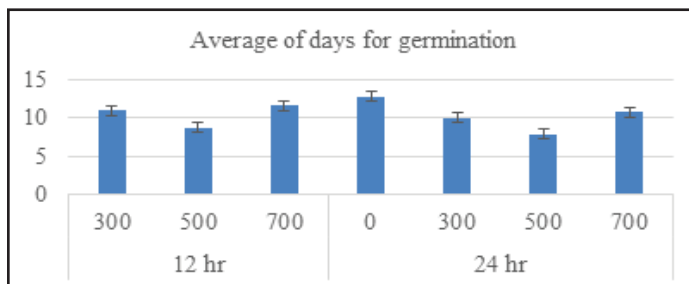


Fig. 3. Effect on average days for germination under polyhouse

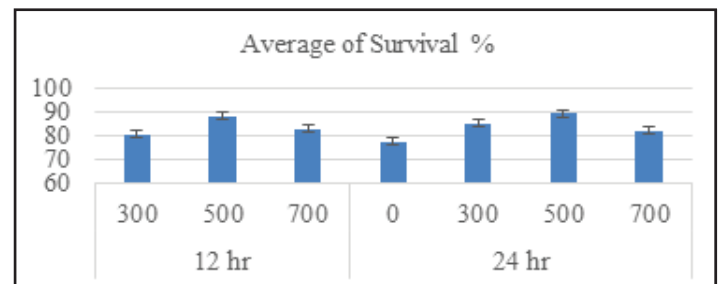


Fig. 4. Effect on survival (%) of seedlings under polyhouse

500 ppm for 24 hrs + polyhouse) whereas, minimum root length (11.22 cm) was recorded in the control T_8 (no soaking + shade net). Seed priming with GA_3 may enhance photosynthetic activity, accelerate translocation, and improve the efficiency of utilizing photosynthetic products, leading to cell elongation and rapid cell division in the growing portions of roots (Surakshitha *et al.*, 2014). The highest root length observed in polyhouse seedlings can be attributed to the favorable growth conditions provided by the polyhouse environment. These findings align with those of Ramdas *et al.* (2011), who reported maximum germination and seedling growth of *Picrorhiza kurroa* under polyhouse conditions compared to open field conditions.

Number of roots per seedling

The combination of seed priming and growing conditions demonstrated a significant difference in the number of roots. Seed priming treatment G_5C_2 recorded the highest number of roots: 14.12, 23.97, 30.02, and 36.00 at 30, 60, 90, and 120 DAS, respectively, followed by G_5C_1 . The lowest number of roots, 7.06, 17.60, 23.01, and 28.46 at 30, 60, 90, and 120 DAS, respectively, was observed in G_8C_1 . The application of GA_3 enhances the growth rate and promotes the development of hairy roots. The above results are in conformity with findings of Dilip *et al.* (2017a & b) in Kagzi lime and Rangpur lime. The higher number of roots observed in seedlings grown in polyhouses may be attributed to the increased availability of light intensity under polyhouse conditions, which facilitates enhanced growth and development of the plants (Marcelis

and Hofman-Eijer, 1993). These results were in confirmatory with earlier findings of Muhammad *et al.* (2004) in guava.

Light intensity (k lux)

The study revealed that light intensity inside the polyhouse was higher compared to that in the shade net. In the polyhouse, maximum light intensity (44280 lux) was observed in May, while minimum (24700 lux) occurred in January. In contrast, in the shade net, maximum light intensity (36250 lux) was recorded in March, with minimum (17450 lux) in January during the study period. Photosynthesis, which produces plant matter, occurs when chlorophyll absorbs light in the green parts of the plant, primarily the leaves (Umesha *et al.*, 2011). The greater incidence of solar radiation under polyhouse conditions is attributed to the superior roof design, enhancing microclimatic conditions that positively influence seedling growth and vigor. These findings are consistent with observations in tomato by Mintu (2018) and in aonla by Verma *et al.* (2019).

Survival per cent of seedlings (%)

The highest seedling survival rate (89.32%) was observed with GA_3 treatment at 500 ppm for 24 hours combined with a polyhouse treatment (T_{13}) which might be due to favourable environmental conditions (Brijwal and Kumar, 2013). These results align with the findings of Supe *et al.* (2012) and Manekar *et al.* (2011) in aonla. However, the lowest survival rate (74.60%) was recorded in the control group under shade

net (T_8). The increase in germination percentage and seedling vigor index due to house's interior maintained an optimal temperature (around 28°C), promoting seedling growth and development by gradually increasing air temperature due to the greenhouse effect, which led to higher seedling survival rates (Kumari *et al.*, 2014). These results are consistent with the findings of Verma *et al.* (2019) in aonla.

Conclusion

Based on the results of this experiment, it can be concluded that seeds treated with GA₃ at 500 ppm for 24 hours and sown in a polyhouse (T_{13}) showed the best results in terms of germination parameters, growth parameters, production of vigorous seedlings, and higher survival percentage compared to other seed treatments and growing conditions.

Acknowledgements

I am grateful to my teacher, Dr. P. Vinaya Kumar Reddy for his invaluable counsel, attention, and meticulous guidance throughout all stages of this work. I also extend my deepest thanks to Dr. A. Harshavardhan and Dr. D.R. Salomi Suneetha for providing consistent encouragement throughout this investigation.

References

- Brijwal, M. and Kumar, R. 2014. Influence of pre-sowing treatments on vegetative growth parameters of seedling rootstock of guava (*Psidium guajava* L.). *Asian Journal of Horticulture*, 9(1):120-123.
- Dhankar, D.S. and Singh, M. 1996. Seed germination and seedling growth in aonla (*Phyllanthus emblica* Linn.) as influenced by gibberellic acid and thiourea. *Crop Research*, 12(3): 363-366.
- Dilip, W. S., Singh, D., Moharana, D., Rout, S. and Patra, S. S. 2017a. Influence of Gibberellic acid (GA₃) on seed germination and seedling growth of Kagzi Lime. *Journal of Scientific Agriculture*, 1(1):62-69.
- Dilip, W. S., Singh, D., Moharana, D., Rout, S. and Patra, S. S. 2017b. Effect of gibberellic acid (GA) different concentrations at different time intervals on seed germination and seedling growth of rangpur lime. *Journal of Agroecology and Natural Resource Management*, 4(2): 157-165.
- El-Dengawy, R.F.A. 2005. Promotion of seed germination and subsequent seedling growth of loquat (*Eriobotrya japonica* L.) by moist-chilling and GA₃ applications. *Scientia Horticulturae*, 105(1): 331-342.
- Ferreras, A.E, Funes, G. and Galetto, L. 2015. The role of seed germination in the invasion process of Honey locust (*Gleditsia triacanthos* L., Fabaceae): comparison with a native confamilial. *Plant Species Biology*, 30(1): 126-136.
- Gholap, S.V, Dod, V.N, Bhuyar, S.A. and Bharad, S.G. 2000. Effect of plant growth regulators on seed germination and seedling growth in aonla (*Phyllanthus emblica* L.) under climatic conditions of Akola. *Crop Science*, 20(3): 546-548.
- Jelbert, K., Stott, I., McDonald, R.A. and Hodgson, D. 2015. Invasiveness of plants is predicted by size and fecundity in the native range. *Ecology and Evolution*, 10(1): 1933-1943.
- Krishnan, P.R, Kalia, R.K, Tewari, J.C. and Roy, M.M. 2014. Plant nursery management and plant nursery management: principles and practices. CAZRI, Jodhpur. 1(1): 40.
- Kumari, P., Ojha, R.K, Wadood, A.A. and Rajesh, R.P. 2014. Microclimatic alteration through protective cultivation and its effect on tomato yield. *Journal of Agriculture Meteorology*, 16(2):172-177.
- Maikhuri, R.K, Rao, K.S. and Semwal, R.L. 2001. Changing scenario of Himalayan agroecosystems: loss of agrobiodiversity, an indicator of environmental change in Central Himalaya, India. *The Environmentalist*, 20(10): 23-39.
- Manekar, R.S, Sable, P.B. and Rane, M.M. 2011. Influence of different plant growth regulators on seed germination and subsequent seedling growth of aonla (*Emblia officinalis* Gaertn.). *Green Farming*, 2(4):477-478.
- Manthri, K. and Bharad, S. G. 2017. Effect of pre-sowing seed treatments on growth pattern of guava variety L-49. *International Journal of Chemical Studies*, 5(5): 1735-1740.
- Marcelis, L.F.M. and Hofman-Eijer, B.L.R. 1993. Effect of temperature on growth of individual cucumber fruits. *Physiologia Plantarum*, 87(1): 321-328.
- Meena, R.R. and Jain, M.C. 2005. Effect of seed treatment with gibberellic acid on growth of papaya seedlings (*Carica papaya* L.). *Progressive Horticulture*, 37(1): 194-196.
- Mintu, J. 2018. Study on changes in microclimatic parameters under poly-house with different color plastic mulching during tomato cultivation. *Journal of Pharmacognosy and Phytochemistry*, 1(1): 689-694.
- Mistry, J. M. and Sitapara, H. H. 2020. Effect of seed treatments on seedling growth of karonda (*Carissa carandas* L.) cv. Local. *International Journal of Current Microbiology and Applied Sciences*, 9(12): 1980-1986.
- Muhammad, L, Ali, N. and Sajid, M. 2004. Effect of different concentration of IBA on semi hardwood guava cuttings. *Sarhad Journal of Agriculture*, 20(2): 219-222.
- Murray, B.R, Kelaher, B.P, Hose, G.C, Figueira, W.F. and Leishman, M.R. 2005. A meta-analysis of the interspecific relationship between seed size and plant abundance within local communities. *Oikos*, 101(1): 191-195.
- Pathak, R. K. 2003. Status Report on Genetic Resources of Indian Gooseberry-Aonla (*Emblia officinalis* Gaertn.) in South and Southeast Asia. IPGRI Office for South Asia National Agriculture Science Centre (NASC) DPS Marg, Pusa Campus,

- New Delhi, India, pp. 1-96.
- Pawshe, Y.H., Patil, B.N. and Patil, L.P. 1997. Effect of pre germination seed treatments on germination and vigour of seedlings in aonla (*Emblica officinalis* Gaertn.). *PKV Research Journal*, 21(2):152-154.
- Rajamanickam, C., Anbu, S. and Balakrishnan, K. 2002. Effect of chemical and growth regulators on seed germination in aonla (*Emblica officinalis* Gaertn.). *South Indian Horticulture*, 50(1-3): 211-214.
- Ramdas, Dhingra, G.K. and Pokhriyal, P. 2011. Seeds germination and seedling analysis of *Picrorhiza Khurooa* Royle Benth in Genwala and Bagori (Harsil) of district Uttarkashi (Uttarakhand). *Journal of Science and Technology*, 1(1):11-17.
- Ramteke, N., Paithankar, D. H., Kamatyantti, M., Baghel, M. M., Chauhan, J. and Kurrey, V. 2015. Seed germination and seedling growth of papaya as influenced by GA₃ and propagation media. *International Journal of Farm Sciences*, 5(3): 74-81.
- Salisbury, F.B. and Ross, C.W. 1988. *Plant Physiology*. CBS Publishers and Distributors, Delhi. Pp. 319-329.
- Schutz, W. 1999. Germination responses of temperate *Carex* species to diurnally fluctuating temperatures. *Flora*, 194(1):21-32.
- Shanmugavelu, K.G. 1970. Effect of gibberellic acid on seed germination, development of seedlings, germination and development of seeds of some tree species. *Madras Agriculture Journal*, 57(6):311-314.
- Supe, V.S., Patil, D., Bhagat, A.A. and Bhoge, R.S. 2012. Seed germination and seedling growth in aonla (*Emblica officinalis* Gaertn.). *Bioinfolet*, 9(2):206-208.
- Surakshitha, N.C., Mahadevamma, M. and Kumar, S.M. 2014. Studies on application of plant growth regulators and macro nutrients on seedling growth in jamun (*Syzygium cuminii* (L.) Skeels). *Indian Journal of Applied Research*, 4(12): 3-5.
- Umesha, B., Vijayalakshmi and Mallikarjun, R. 2011. Effect of weather parameters on growth and yield parameters of tomato under natural polyhouse. *Indian Journal of Natural Science*, 1(9): 654-662.
- Vasantha, P.T., Vijendrakumar, R.C., Guruprasad, T.R., Mahadevamma, M. and Santhosh, K. V. 2014. Studies on effect of growth regulators and biofertilizers on seed germination and seedling growth of tamarind (*Tamarindus indica* L.). *Plant Archives*, 14(1):155-160.
- Verma, R., Pandey, C.S., Pandey, S.K. and Kumudani, S. 2019. Influence of pre-sowing seed treatment and growing conditions on growth performance of Indian gooseberry seedlings (*Emblica officinalis* Gaertn.). *International Journal of Current Microbiology and Applied Sciences*, 8(3): 1936-1948.